



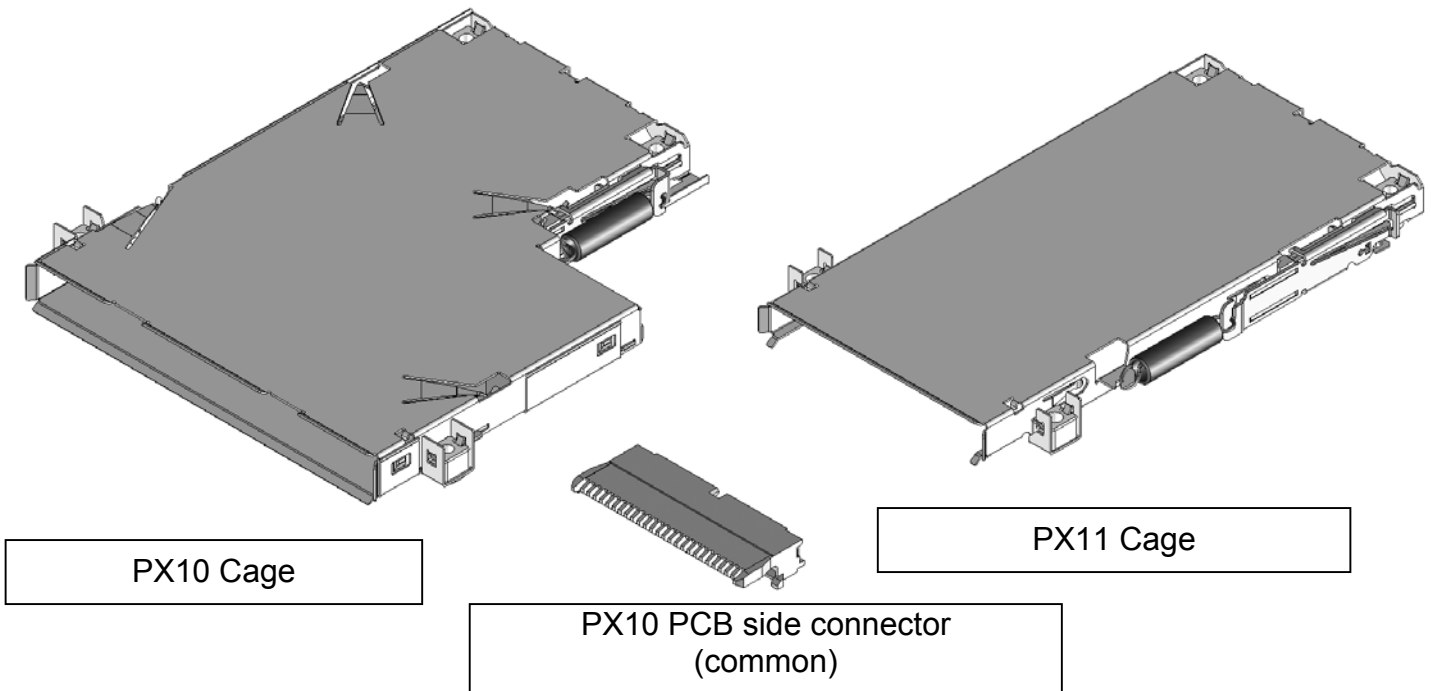
Host Connector for PCMCIA Express Card

CONNECTOR

PX10/11 Series

MB-0127

June 2005

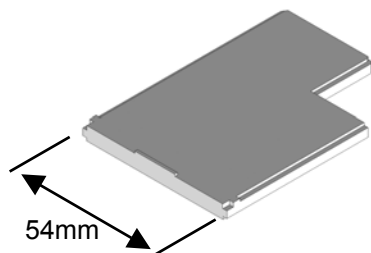


PX10/11 Series are host connectors for Express Card*

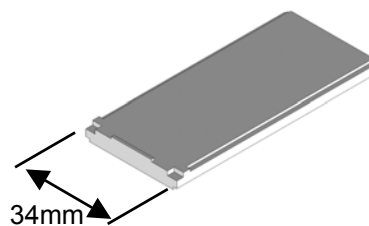
PX10 Series has been developed for 34mm/54mm cards and PX11 Series for 34mm cards**.

* Standard for next generation cards standardized by the PCMCIA, a standards body in US.
Equipping 2types of interfaces, PCI Express (x1) and USB2.0 (x2)

**54mm cards or 34mm cards



54 Module



34 Module

Features

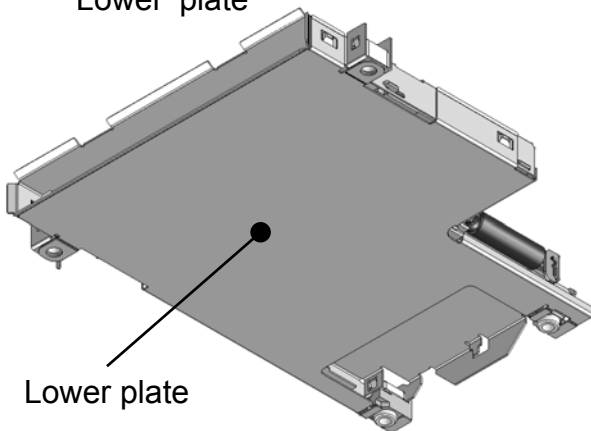
- Conforms to Express Card Standard (Rev. 1.0).
- 2 Body structure consisted by PCB side and Cage, compatible to automated mounting and reflow. (PCB side connector available on embossed tape)
- Employs drop impact resistant structure
- Card Push-push eject structure for cards.
- Available in various mounting types; standard mounting/ reverse mounting, stand-off yes/no etc. (Please refer to chart 1.)
- Assigned compliance ID by PCMCIA

Chart 1 -Variations and Development status

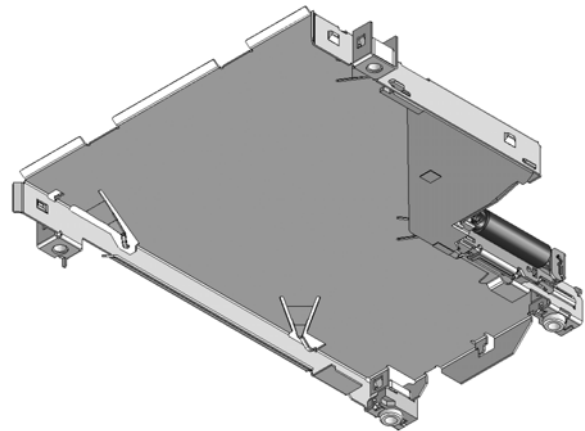
PX10 Series (for 34/54 Module)				
Specification			Part number	
Mounting type	Standoff height	Lower stand ^{***}	Cage	PCB side
Standard	0.0	No	PX10FS00NH	PX10BSB00
		Yes	PX10FS02PH	PX10BSB02
	1.5±0.2	Yes	PX10FS16PH	PX10BSB16
Reverse	0.0	Yes	PX10FR02PH (not developed)	PX10BRB02
			PX10FR02PH-1	
	1.5±0.2	Yes	PX10FR16PH (not developed)	PX10BRB16

PX11Series (for 34 Module)				
Specification			Part number	
Mounting type	Standoff height	Lower stand ^{***}	Cage	PCB side
Standard	0.0	No	PX11FS00NH	PX10BSB00
	1.85±0.2	No	PX11FS16NH	PX10BSB16

*** Lower plate



Product with lower plate



Product without lower plate

General Specifications

- No. of contacts: 26pos.
- Contact resistance: 40m ohm max.
(after test 55m ohm max.)
- With standing voltage: AC 500Vrms per minute
- Operating temperature: 0 Deg. C to 55 Deg. C (Degree of humidity 95%)
- Rated current: 0.75A/ per pin
- Life time: 5,000 times
- Insertion loss: -1.7dB max. (3.125Ghz max.)
-5.5dB max.(6Ghz max.)
- Return loss: -10dB max. (3.125Ghz max.)
-5dB max. (6Ghz max.)
- Cross talk (NEXT):
-32dB max. (3.125Ghz max.)
-26dB max. (6Ghz max.)

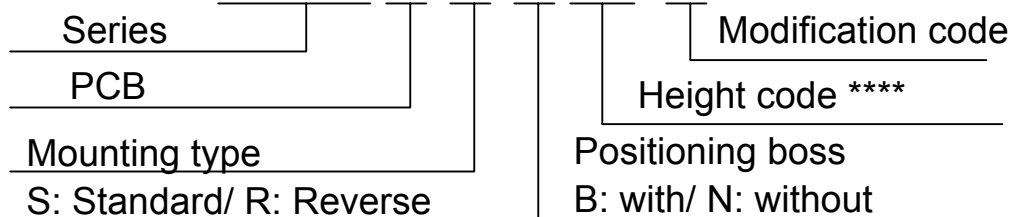
Materials and Finishes

	Components	Materials and finishes
PCB side	Contact	Cooper alloy/ 0.1 um min. Au plating over Ni
	Insulator	PPS
Cage	Frame	SUS
	Hart cam	PBT
	Cam follower	SUS
	Slider	SUS
	Spring	SWPB
	Nut	Aluminum
	Stopper	PBT
	Boss	Aluminum
	Guide	PBT
	Lower plate	SUS

Ordering Information

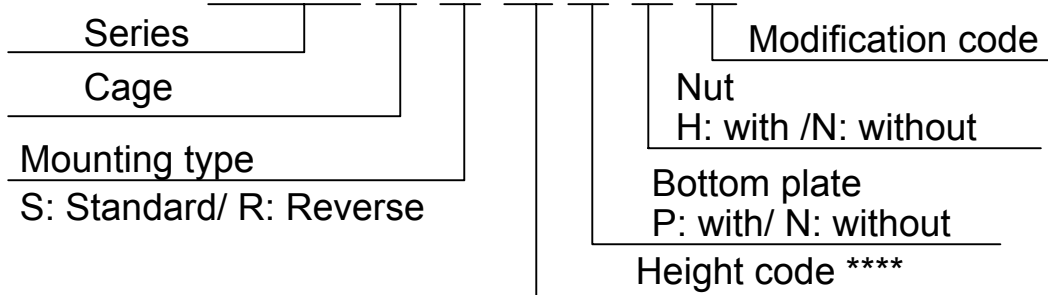
PCB

PX10 B S B 02 -1



Cage

PX10 F S 02 P H-1



**** Please use PCB side and cage with same height code.
 Please refer to Chart 2 regarding the stand off height and height code

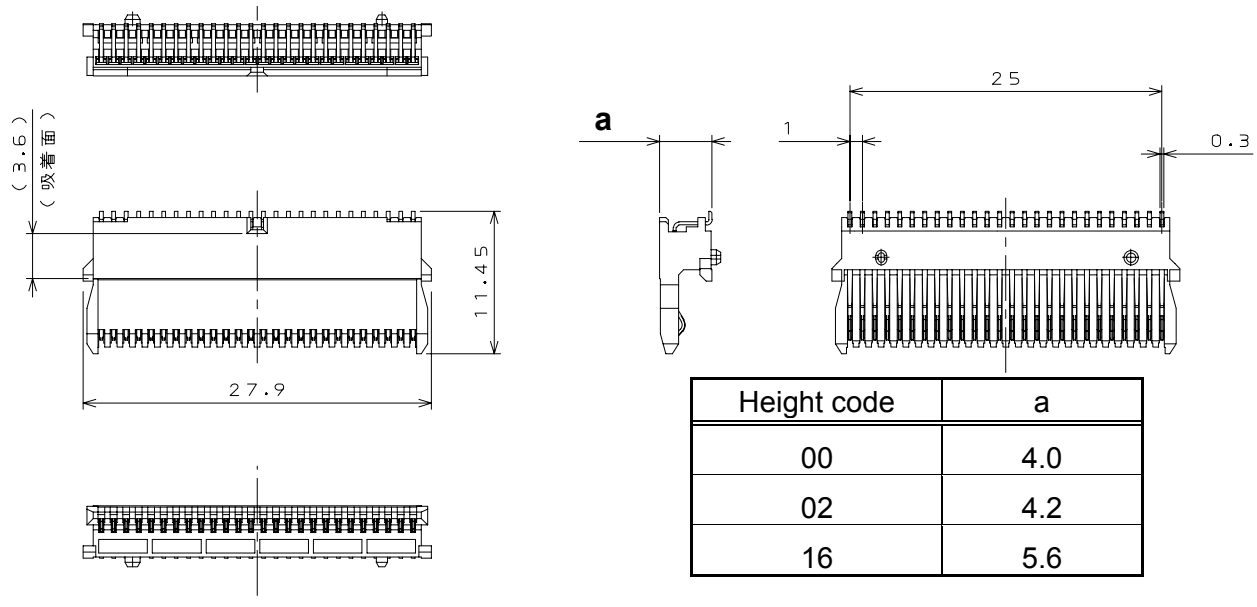
Chart2 –Height code

Height code	PCB side	PX10 Series		PX11Series	
		Part number	Standoff height	Part number	Standoff height
00	PX10B*B00	PX10F*00NH	0.0	PX11F*00NH	0.0
02	PX10B*B02	PX10F*02PH			
16	PX10B*B16	PX10F*16PH	1.5±0.2	PX11F*16NH	1.85±0.2

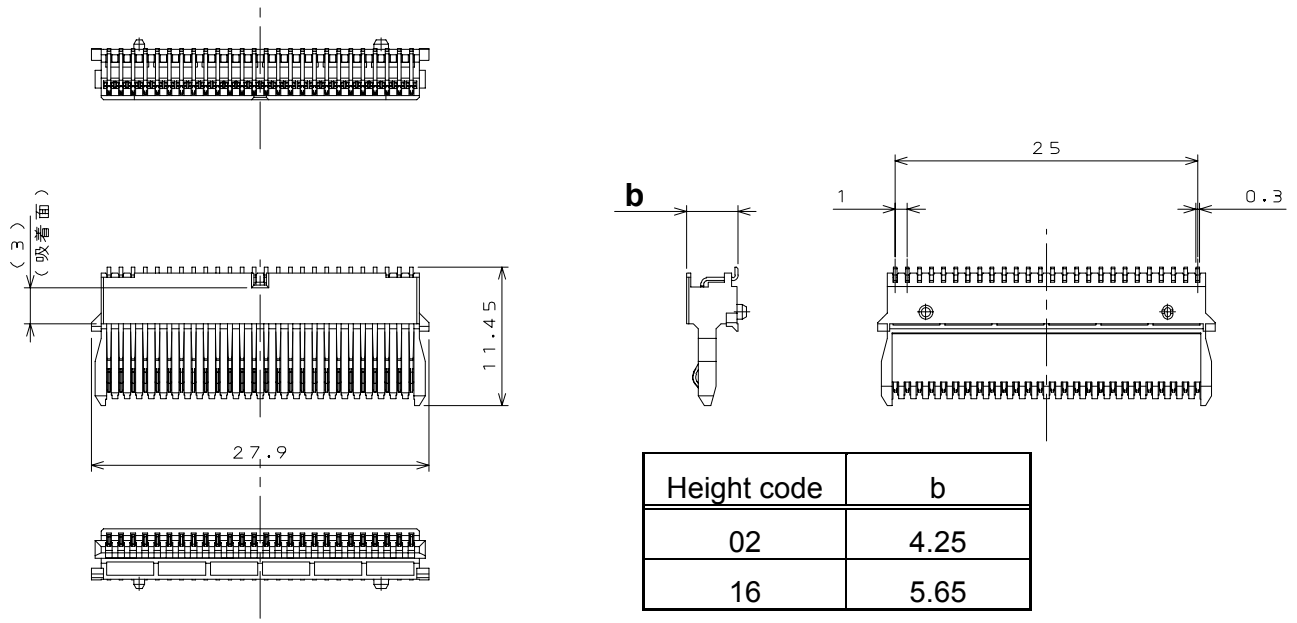
Please refer Chart 1 regarding development status. (Please contact us for further information.)

Dimensions

PX10 PCB side (Standard)



PX10 PCB side (Reverse)



Packaging specification

Embossed tape width: 44mm

Reel: 380mm dia. (plastic reel)

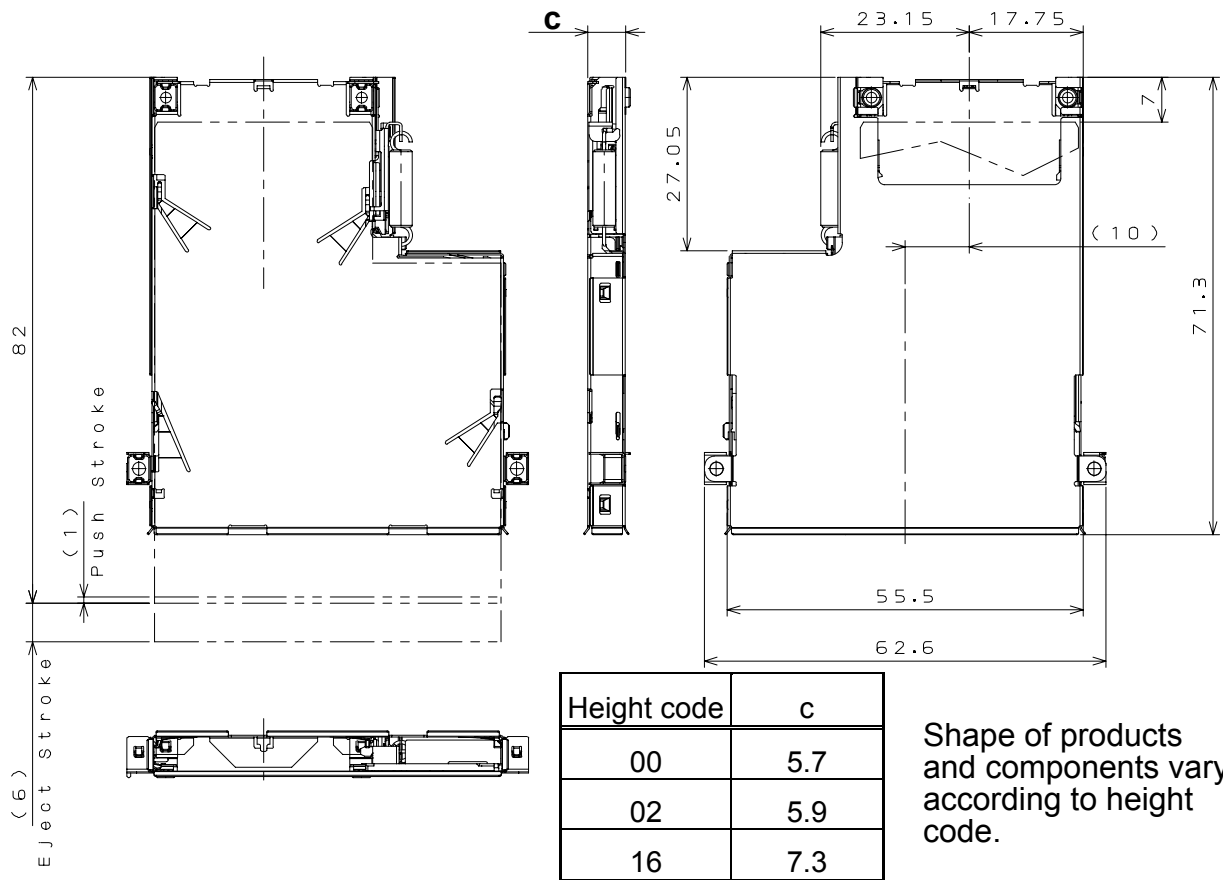
Pitch: 16mm

Quantity per packaging

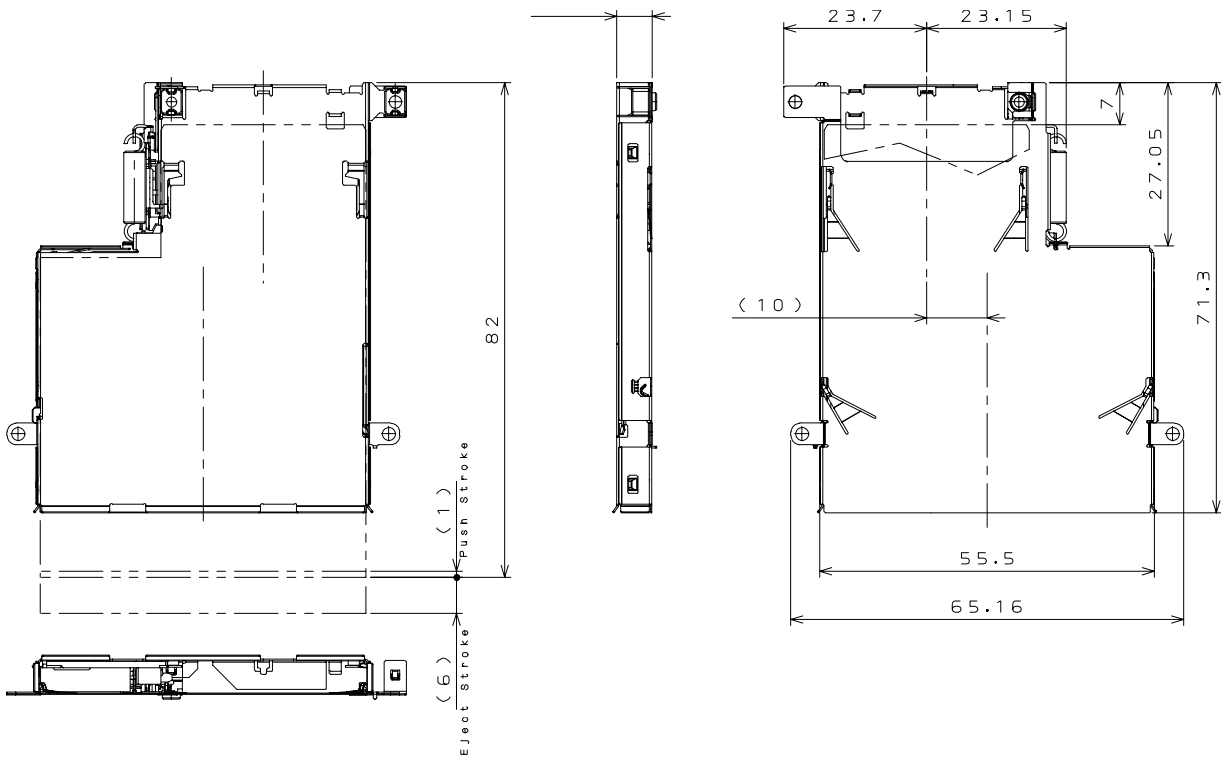
Height code 00, 02: 1,000 pcs.

Height code 16: 800pcs.

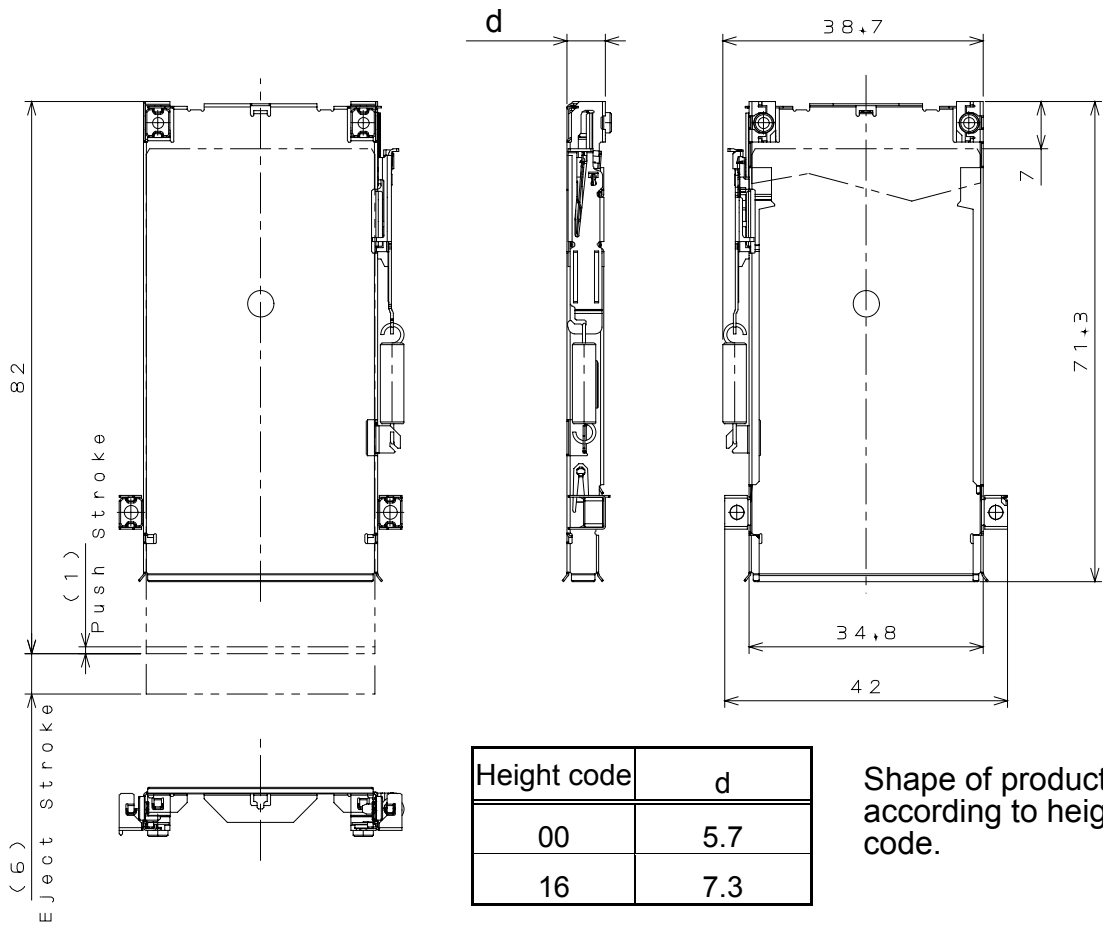
PX10 Cage (Standard)



PX10 Cage (Reverse: PX10FR02PH-1)



PX11Cage (Standard)



Height code	d
00	5.7
16	7.3

Shape of products vary according to height code.

SJ Drawings

Chart 3 -PCB side

Specifications		Single unit		Embossed packaging	
Mounting type	Height code	Part number	SJ Drawing	Part number	SJ Drawing
Standard	00	PX10BSB00	SJ100882	PX10BSB00-R1000	SJ101128
	02	PX10BSB02	SJ100883	PX10BSB02-R1000	SJ101129
	16	PX10BSB16	SJ100884	PX10BSB16-R800	SJ101130
Reverse	02	PX10BRB02	SJ101060	PX10BRB02-R1000	SJ101131
	16	PX10BRB16	SJ101061	PX10BRB16-R800	SJ101132

Chart4 -PX10 Cage

Specifications		Part number	SJ Drawing
Mounting type	Height code		
Standard	00	PX10FS00NH	SJ100885
	02	PX10FS02PH	SJ100886
	16	PX10FS16PH	SJ100887
Reverse	02	PX10FR02PH-1	SJ101126

Chart5 -PX11 Cage

Specifications		Part number	SJ Drawing
Mounting type	Mounting type		
Standard	00	PX11FS00NH	SJ102904
	16	PX11FS16NH	SJ102129

Specifications

PX10 Series: JACS-10177

PX11 Series: JACS-10227

Handling Instructions

PX10 Series: JAHL-10177

PX11 Series: JAHL-10227

Notice: Products shown in this leaflet are made for the applications listed below. However, if the above-mentioned products are to be used in aerospace devices, marine cable-connection devices, atomic power control systems, medical equipment for life-support systems, or any other specific application requiring extremely high reliability, please contact JAE for further information.

Recommended applications: Computers, Office machines, Measuring devices, Telecommunication devices (Terminals, Mobile devices), AV devices, Household applications, FA devices, etc.